



Louisiana Historic Resource Inventory

Louisiana Division of Historic Preservation
Office of Cultural Development
Department of Culture, Recreation and Tourism

Resource ID Number

Historic Name

Latitude (Decimal Degrees)

Address

Longitude (Decimal Degrees)

City

Parish

Date Surveyed

National Register Status

Type of Resource

Contributing Status (District Surveys Only)

Construction Date (Estimated)

Contributing

Non-Contributing

Other

Date of Alterations (Estimated)

Eligibility Criteria

Form

A-Event

B-Person

C-Design or Construction

D-Potential Information

Style

Architectural Description and Comments: Include details on windows, doors, foundation, roof, outbuildings, or any other architectural features of note. For bridges include sub-type, if known, and approximate length. (No character limit)

Insert Photo Here:

File/Image Name:

Insert Photo Here:

File/Image Name:

Use this button to add a page which will display entire architectural description when printed.

HISTORIC STANDING STRUCTURE SURVEY

Division of Historic Preservation
Post Office Box 44247 * Baton Rouge, Louisiana 70804 * 504 342 6682

Survey Information
Date of Construction: 1914
Surveyor in Charge: Sandy Steinman
Others in Team: Bill Jensen & Robert McNeese
Date of Survey: May 1, 1985
Film Type: _____
Roll Number: _____
Frame Numbers: _____
Location of Negative: Baton Rouge Room -
Centroplex Library

Location Information
Parish Number: 17-00217
Parish: East Baton Rouge
Address: 602 East Blvd.

Topographic Quadrangle:
Name: Baton Rouge West, LA
Size: 1:24000
UTM 15 N 3,375,000M. E 674,000 M.
Sect. 45 T 7S. R 1W.

Remarks: _____
National Register Status B.T.H.D.

Social Information
Resident: Wilson, V.
Ownership Information:
Name: McMahon, Pearl
Address: _____
Town: _____
Phone: _____

Succession
First Owner Fridge, Edna D.
Years 1936
Second Owner _____
Years _____
Third Owner _____
Years _____

Historic name of the property: _____
Architectural and historical significance: _____

SEE COMMENTARY SHEET



Condition of
the building:

Fair

Length--front-back
44 feet.

Width--side-side
40 feet

Orientation--
bearing from front
Faces East

Roof inclination
_____ degree

Operator _____

Include here the sources of the information that you used in preparing your report on this structure.

Persons who told you the facts about the structure:

Name and address	Age	Reason for knowing the facts
------------------	-----	------------------------------

Documents seen by you and bearing on the structure:

Title	Date	Location
-------	------	----------

Experts who advised you specifically on this structure:

Name and address	Name and address
------------------	------------------

Published works that bear on your judgement:

Author:

Date: Title:

Publisher and city:

Author:

Date: Title:

Publisher and city:

Historic function of principal building: ☐ residential ☐ religious
☐ social ☐ commercial ☐ industrial ☐ governmental
☐ agricultural ☐ other _____

Historic structures (dependencies) present on the same site: ☐ store
☐ kitchen ☐ quarters ☐ garconierre ☐ office ☐ barn
☐ corncrib ☐ smokehouse ☐ shed ☐ privy ☐ cistern
☐ fence ☐ wall ☐ well ☐ machinery ☐ cemetery
☐ notable garden ☐ pigeonierre ☐ gazebo ☐ statuary
☐ mill ☐ garage ☐ commissary ☐ other _____

Next, go to either section 2, 3, 4, 5, or 6, as appropriate -----

SECTION 2: ANGLO FOLK AND VERNACULAR HOUSES, Version 1.2

1 Core a=one stage b=two stages; c=three or more	0 single room 	1 two unequal rooms 	2 two equal rooms +-6" 	3 open passage 	4 central hall 	5 4 room w/ central hall 	6 4 room w/o central hall 	7 wide hall triple pen 	8 Other; notes. 9 Unknown
2 Chimney a=external b=internal	0 none, na 	1 one side 	2 two sides 	3 rear of pens 	4 multiple each side 	5 corner 	6 central 	7 on or in hall 	8 Other; notes. 9 Unknown
3 Roof form a=front shed b=rear shed c=both	0 none, na 	1 gable 	2 gable, porch engaged 	3 hip roof 	4 hip, porch engaged 	5 gabled 	6 jerkinhead 	7 	8 Other; notes. 9 Unknown
4 Front porch a=gable b=shed c=hip	0 none, na 	1 short 	2 medium, centered 	3 medium, off center 	4 half porch w/ front ell 	5 nearly full length 	6 full length 	7 cabinet 	8 Other; notes. 9 Unknown
5 Other porches	0 none, na 	1 rear, short 	2 medium, rear centered 	3 medium, rear off center 	4 rear and one side 	5 rear and two sides 	6 both sides 	7 full length, rear 	8 Other; notes. 9 Unknown
6	0 none, na 	1 along ell 	2 ell-cent'd 	3 ell w/ 2 	4 wrap-around 	5 L-shaped 	6 cabinet 	7 	8 Other; notes. 9 Unknown
7 Entrance	0 none, na 	1 single, centered 	2 single, off center 	3 two, off center to side 	4 two, off center and balanced 	5 into one room only 	6 two, one on side 	7 central, plus side 	8 Other; notes. 9 Unknown
8 Rear expansion	0 none, na 	1 1 room shed 	2 2 room shed 	3 3 room shed 	4 ell & 2 room shed 	5 ell & 3 room shed 	6 ell w/o shed 	7 	8 Other; notes. 9 Unknown
9 Attachment of rear addition	0 none, na 	1 separate 	2 breezeway 	3 butted 	4 integral 	5 	6 	7 	8 Other; notes. 9 Unknown
10 Side attachment	0 none, na 	1 one side 	2 two sides; "pavilions" 	3 breezeway 	4 gallery-connected 	5 long side wing 	6 two long side wings 	7 	8 Other; notes. 9 Unknown
11 Wall construction	0 none, na 	1 logs 	2 timber framed 	3 heavy stud 	4 balloon (2x4 studs) 	5 vertical board 	6 brick 	7 stone 	8 Other; notes. 9 Unknown
12 Notch type	0 none, na 	1 full dovetail 	2 half dovetail 	3 square 	4 v-notch 	5 half log 	6 saddle 	7 half 	8 Other; notes. 9 Unknown
13 Other traits	0 none, na 	1 mortised loft joists 	2 wedged loft joists 	3 cantilever 	4 roofed chimney 	5 ridgepole 	6 collar a=pegged b=nailed 	7 	8 Other; notes. 9 Unknown

TO CONTINUE, GO TO SECTION 7, COMMON TRAITS.


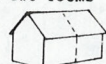
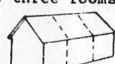

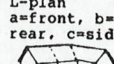
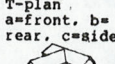
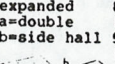
SECTION 3: FRENCH AND CREOLE FOLK AND VERNACULAR HOUSES. Version 1.3

1 Base module	0 none, na	1 plan is symmetrical	2 plan is asymmetrical	3	4 facade is symmetrical	5 facade is asymmetrical			8 Other; notes.	9 Unknown
[integration of gallery: a=not; b=partly; c=fully]										
2 Roof form	0 none, na	1 gable	2 hip	3 gablet	4 flared eave	5 bellcast	6	7	8 Other; notes.	9 Unknown
3 Width and attachment of rear expansion	0 none, na	1 width of module	2 less than base module	3 more than base module	4 flush	5 breezeway	6 gap	7	8 Other; notes.	9 Unknown
4 Side expansion a=right only; b=left only c=both	0 none, na	1 expansion even with front	2 expansion set back	3 expansion set forward	4 expansion butted	5 expansion w/breezeway	6 expansion connected by gallery	7	8 Other; notes.	9 Unknown
5 Rear gallery	0 none, na	1 along ell	2 through M roof	3 shed	4 engaged	5	6	7	8 Other; notes.	9 Unknown
6 Wall structure a=bousillage b=briquette c=wood fill	0 palisade "entourage de pieux" (posts in ground; no joinery)	1 timber framed, carre'	2 piece sur piece (w/ corner post)	3 queue d'arondo (dovetail)	4 brick	5 heavy stud (like carre', except nails used instead of pegs)	6 vertical board	7 balloon	8 Other; notes.	9 Unknown
7 Chimney a=mud b=brick c=both	0 none, na	1 one midway, internal	2 two internal a=on ends b=other	3 two internal both double	4 one external	5 two or more external	6 corner	7 adjacent to hall	8 Other; notes.	9 Unknown
8 Other features	0 none, na	1 front ell	2 stair on gallery	3 door or window in gable	4 cabinet in front	5 side gallery	6 M-roof	7	8 Other; notes.	9 Unknown


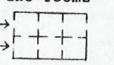


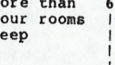
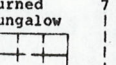



TO CONTINUE. GO TO SECTION 7. COMMON TRAITS.

SECTION 4: SHOTGUN, BUNGALOW, AND PYRAMIDAL FOLK AND VERNACULAR HOUSES. Version 1.3




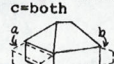
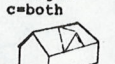
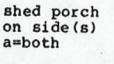
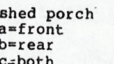
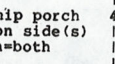
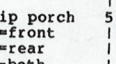
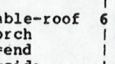
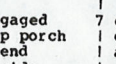
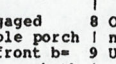

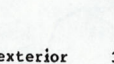



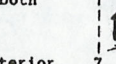



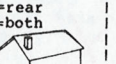



SHOTGUN HOUSES

1 Form	0 none, na	1 one room 	2 two rooms 	3 three rooms 	4 four or more rooms 	5 L-plan a=front, b=rear, c=side 	6 T-plan a=front, b=rear, c=side 	7 expanded a=double b=side hall 	8 Other; notes. 9 Unknown
2 Material	0 none, na	1 palmetto	2 split board	3 balloon	4 vertical board	5 brick	6 concrete block	7 Stucco	8 Other; notes. 9 Unknown

BUNGALOW AND PYRAMIDAL HOUSES

3 Form	0 none, na	1 2x2 room 	2 2x3 rooms 	3 2x3 room 	4 2x4 rooms 	5 more than four rooms deep 	6 turned bungalow 	7	8 Other; notes. 9 Unknown
4 Material	0 none, na	1 notched log	2 timber framed 	3 heavy stud <i>like timber framed except nailed, not pegged.</i>	4 balloon 	5 brick	6 stucco	8 vertical board 	8 Other; notes. 9 Unknown

TRAITS OF BOTH

5 Roof form	0 none, na	1 gable roof a=side shed(s) 	2 gable a=front shed b=rear shed c=both 	3	4 hip a=side shed(s) 	5 hip a=front shed b=rear shed c=both 	6 cross gable a=left b=right c=both 	7 gabled	8 Other; notes. 9 Unknown
6 Porch or gallery	0 none, na	1 shed porch on side(s) a=both 	2 shed porch a=front b=rear c=both 	3 hip porch on side(s) a=both 	4 hip porch a=front b=rear c=both 	5 Gable-roof porch a=end b=side c=both 	6 engaged hip porch a=end b=side c=both 	7 engaged gable porch a=front b=rear c=both 	8 Other; notes. 9 Unknown
7 Chimney	0 none, na	1 exterior a=left side b=right side c=both 	2 exterior a=front b=rear c=both 	3 interior a=left side b=right side c=both 	4 interior a=front b=rear c=both 	5 interior along ridge 	6 interior central stack 	7	8 Other; notes. 9 Unknown
8 Other traits	0 none, na	1 shallow bay (less than three feet) 	2 large bay a=engaged b=gabled c=hipped 	3 small pediment on hip 	4 balcony in gable 	5 central hall 	6 curved gallery 	7 bracketed overhang 	8 Other; notes. 9 Unknown

TO CONTINUE, GO TO SECTION 7. COMMON AND DECORATIVE TRAITS.

SECTION 5: POLITE PUBLIC, ~~5~~ TAL, AND OTHER ARCHITECTURE.

VERSION 1.3



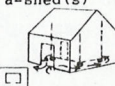

1 Ground plan	0 none, na	1 oblong	2 square	3 T-shaped	4 H-shaped	5 irregular	6 cruciform	7 Other; notes.
2 Floor plan	0 none, na	1 one room	2 two rooms	3 three rooms	4 four rooms	5 five rooms	6 central hall	7 side hall
3 Wings	0 none	1 left	2 right	3 both sides; "pavilions"	4 rear	5 front	6	7
4 Framed construction	0 none, na	1 timber-framed	2 half-timber	3 heavy stud	4 balloon	5 vertical board	6	7
5 Gable roof	0 none, na	1 Gable to a=front b=rear c=side	2 Gable to a=right b=left c=both	3 Cross Gable	4	5	6 Jerkinhead	7
6 Hip roof	0 none, na	1 simple hip a=long b=short	2 ridge orientation a=right b=left c=both	3 pyramidal	4 cross-hip a=front b=rear c=both	5 cross-hip a=left side b=right side c=both	6	7
7 Other roofs	0 none, na	1 mansard a=two sides b=four sides	2 flat	3 shed, pent	4 gambrel	5 monitor	6	7
8 Chimney location	0 none, na	1 left side	2 right side	3 front	4 rear	5 central	6 by hallway	7 back of room
9 Galleries:	0 none	1 front	2 left side	3 right side	4 rear	5 all sides	6	7
10 upper gallery								
11 lower gallery								
12 upper porch								
13 lower porch								
14 upper portico								
15 lower portico								

TO CONTINUE, GO TO SECTION 7. COMMON AND DECORATIVE FEATURES.

SECTION 6: SUPPORT STRUCTURES AND OTHER HISTORIC ITEMS. Version 1.3

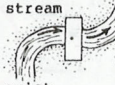



FARM BUILDINGS

BARN or CORNCRIB

1 Form, plus additions	0 none, na	1 single crib a=shed(s) 	2	3 double crib a=shed(s) 	4	5 transverse a=shed(s)	6	7	8 Other; notes	9 Unknown
2	0 none, na	1 Acadian a=shed(s) 	2	3 pole a=shed(s)	4	5 monitor a=shed(s) 	6	7	8 Other; notes	9 Unknown
3 Function	0 none, na	1 crop storage	2 animal shelter	3 equipment storage	4 mixed, 1, 2, or 3	5 dairy	6	7	8 Other; notes	9 Unknown
SHED or OTHER OUTBUILDINGS										
4 Form	0 none, na	1 pent-roof rectangle	2 well house	3 garage	4 commissary	5 roothouse	6 cotton house	7 stable	8 Other; notes	9 Unknown
FARM EQUIPMENT and MACHINERY										
5	0 none, na	1 sugarhouse (sugar mill)	2 syrup mill	3 cane derrick	4 gin	5 pump	6 tractor	7	8 Other; notes	9 Unknown
OTHER FARM FEATURES										
6	0 none, na	1 wall	2 fence a=zig-zag b=post+rail c=other log	3 water supply --well	4 water supply a=wood cistn b=brick cist	5 levee	6 poultry house	7	8 Other; notes	9 Unknown

INDUSTRIAL STRUCTURES and FEATURES

MILLS

7 Form	0 none, na	1 across stream 	2 beside stream 	3 gap in levee 	4 floating 	5 animal powered	6 steam powered	7	8 Other; notes	9 Unknown
8 Function	0 none, na	1 grist	2 saw	3 gin	4 sugarcane	5 rice	6 tannery	7	8 Other; notes	9 Unknown

DOMESTIC SUPPORT STRUCTURES and FEATURES

KITCHEN, SEPARATE

9 Form	0 none, na	1 one room	2 two rooms	3 three or more rooms	4 messhall	5	6	7	8 Other; notes	9 Unknown
10 Location	0 none, na	1 behind center	2 behind to the right	3 behind to the left	4 to the right side	5 to the left side	6	7	8 Other; notes	9 Unknown

GARDEN and YARD

11 Form	0 none, na	1 scraped	2 bottle	3 formal floral	4 formal kitchen	5 arbor	6 orchard a=fruit b=nut c=both	7 old live oak a=row b=alley c=other	8 Other; notes	9 Unknown
12 Elements	0 none, na	1 fencing a=picket b=pieux c=iron	2 fencing a=zigzag b=post+rail c=other log	3 garden wall a=brick b=stone c=other	4 paved walks	5 statuary	6 old garden varieties	7	8 Other; notes	9 Unknown

OTHER DOMESTIC ITEMS

13	0 none, na	1 garconierre	2 privy	3 pigeonierre a=masonry b=lumber	4 gazebo	5 smokehouse a=log b=lumber c=masonry	6 shrine a=St. Mary b=St. Francis c=other	7 oven a=beehive b=vault c=built-in	8 Other; notes	9 Unknown
----	------------	---------------	---------	--	----------	--	--	--	----------------	-----------

CEMETERY

14 Form orientation a=east-west; b=other; c=none	0 none, na	1 unmarked	2 scraped	3 notable monuments	4 above ground vaults	5	6	7	8 Other; notes	9 Unknown
15 Scope	0 none, na	1 single family	2 small community	3 church	4 public	5 fraternal	6 commercial	7	8	9

TO CONTINUE, GO TO SECTION 7. COMMON TRAITS.

SECTION 7: COMMON AND DECORATIVE FEATURES. Version 1.4

1 Columns or porch posts	0 none, na	1 round a=plain b=fluted c=rustic	2 turned a=bottle b=decorative	3 square a=plain b=chamfer c=panelled	4	5 tapered square or heavy square a=on floor b=on pier c=on skirt	6 compound a=on floor b=on pier c=on skirt	7 various a=wrt iron b=composite c=masonry	8 Other. notes.	9 Unknown
2 Capitals	0 none, na	1 simple molding	2 Doric	3 Ionic	4 Corinthian	5 Tuscan	6	7	8 Other. notes.	9 Unknown
3 Balustrade	0 none, na	1 plain rail	2 square	3 turned	4 cutwork	5 "skirt" a=wood b=brick c=other	6	7	8 Other. notes.	9 Unknown
4 Porch trim	0 none, na	1 spindle panels	2 cutwork	3 spandrel	4 brackets	5 screens a=louvered b=lattice c=wire mesh	6	7 hood; false gallery a=square b=angle c=ground	8 Other. notes.	9 Unknown
5 Window type	0 none, na	1 casement a=fixed b=hinged	2 hung window a=single or double b=triple	3 French	4 plate glass	5 glass brick	6	7	8 Other. notes.	9 Unknown
6 Window panes	0 none, na	1 6/6	2 2/4 or 4/2	3 2/2	4 3/1 to 6/1	5 6/1 to 12/1 upper panes smaller	6 1/1	7 4/4	8 Other. notes.	9 Unknown
7 Portal glass ornament	0 none, na	1 transom	2 elliptical fanlight	3 round fanlight	4 side lights	5 tracery	6 perimeter stained glass	7 figurative stained glass	8 Other. notes.	9 Unknown
8 Portal trim a=windows b=doors c=both	0 none, na	1 plain surround	2 crosset (eared) surround	2 corner blocks	4 backband	5 architrave trim	6 louvered shutters	7 panelled shutters	8 Other. notes.	9 Unknown
9	0 none, na	1 round arch a=w/keystone	2 relieving arch a=w/keystone	3 corbelled arch	4 lintel w/o arch	5 straight shelf (molded lintel)	6 arched molded lintel	7 batten shutters		
10 a=windows b=doors c=both	0 none, na	1 entablature	2 pediment	3 broken pediment	4 pilaster	5 Palladian	6 bay window	7 shopfront a=castiron b=panelling c=both		
11 Door with wooden panels	0 none, na	1 board-batten a=vertical b=diagonal c=both	2 two vertical panels	3 two horizontal panels	4 4 panel	5 double leaf	6 Cross-and-Bible or six-panel	7 modern replacement	8 Other. notes.	9 Unknown
12 Door with glass panel	0 none, na	1 plain	2 bevelled	3 etched or engraved	4	5 stained	6 single leaf	7 double leaf	8 Other. notes.	9 Unknown

13 Roof material	0 none, na	1 shake	2 shingle	3 slate	4 tile	5 asbestos	6 "tin"	7 composition or asphalt	8 Other, notes.
14 Dormers	0 none, na	1 gable dormer on front or rear or both	2 hip dormer on front or rear or both	3 gable dormer on side(s)	4 shed dormer on front or rear or both	5 hip-gable on side(s)	6 shed dormer on side(s)	7 dormer balcony	8 Other, notes.
15 Roof trim	0 none, na	1 balustrade	2 parapet	3 battlement	4 cuppola	5 spire, urn	6 crest, comb	7 turret	8 Other, notes.
16 Eave trim (For commercial bldgs, see instrucs.)	0 none, na (flush)	1 boxed cornice	2 fascia	3 frieze	4 dentils	5 entablature	6 bracket	7 exposed rafters	8 Other, notes.
17 Gable trim	0 none, na (flush)	1 boxed cornice	2 frieze	3 architrave	4 pediment or eave (cornice) return	5 fascia	6 bracket	7 bargeboard, vergeboard	8 Other, notes.
18 Kitchen	0 none, na	1 in side wing	2 in one-room wing at rear	3 in two-room wing at rear	4 in three-room or more room wing at rear	5 in shed room	6 in core room	7 in basement	8 Other, notes.
19 Stories	0 dugout	1 one	2 1 1/2	3 2	4 2 1/2	5 3 or 4	6 5 to 10	7 11 or more	8 Other, notes.
20 Foundation	0 none, on the ground	1 wall members in the ground	2 sills on ground a=wood b=masonry c=brick and stone	3 piers a=wood b=concrete c=brick veneer	4 raised on full basement	5 basement below ground a=excavated b=filled c=coursed stone	6 slab	7 masonry footing	8 Other, notes.
21 Masonry construction	0 none, na	1 brick	2 brick and stone	3 masonry veneer	4 broken course	5 coursed stone	6 stucco	7 concrete	8 Other, notes.
23 Masonry trim	0 none, na	1 quoins	2 belt course	3 terra cotta	4 patterned brick	5 corbelling	6 masonry panels a=brick b=stone	7	8 Other, notes.
24 Nails in original	0 none, na	1 hand forged	2 hand-cut	3	4 machine cut	5	6 wire	7	8 Other, notes.
25 Weather-boarding	0 none, na	1 vertical boards	2 clapboard a=riven b=milled	3 horiz flush a=gallery b=sides	4 shingle wall a=gable b=sides	5 milled siding	6 synthetic-- asbestos or asphalt	7 synthetic-- vinyl or aluminum	8 Other, notes.
26 Lumber milling	0 none, na	1 a=w/battens b=w/o batten c=both	2 broad axed	3 hand planed	4 pit sawn	5 sash sawn	6 circular sawn	7	8 Other, notes.
27 Architectural style	0 none, na	1 a=French Colo b=Federal c=Greek Rev	2 a=Gothic Rev b=Italianate c=Renaiss Rev	3 a=Secd Empire b=Victor'n Rom c=Romanesque	4 a=Queen Anne b=Eastlake c=Stick Style	5 a=Shingle b=BeauxArts c=Calif Bunglwc	6 a=Colon'l Rev b=Tudor Rev c=Mission Rev	7 a=ArtDeco b=ArtModerne c=or Internat'l	8 Other, notes.
28 Door and window placement	1	2	3	4	5	6	7	8	9

W=window; D=door; L=large entry; N=notes; U=unknown

Describe room facades from left to right.

END OF CHECKLIST; NEXT, GO TO NOTES AND DRAWINGS.

NOTE SHEET

On this page record the notes that were indicated by checking box 8 on sections 2 through 7.

SECTION	ROW	NOTE
---------	-----	------

Supplementary Sheet
Standing Structures Survey
Beauregard Town & Spanish Town
East Baton Rouge Parish
Conducted May-September 1985

Team Members:
Coordinator--Sandy Steinman
Consultant--William Jensen
Planner--Robert McNeese

17-00217

Building Number: 217

Municipal Address: 602 East Blvd.

Legal Description: Lot 10, Sq. 64, BT

Topographic Quadrangle Information: Scale 1:24 000
Baton Rouge West, LA, NW/4 Baton Rouge 15' Quadrangle, 1963

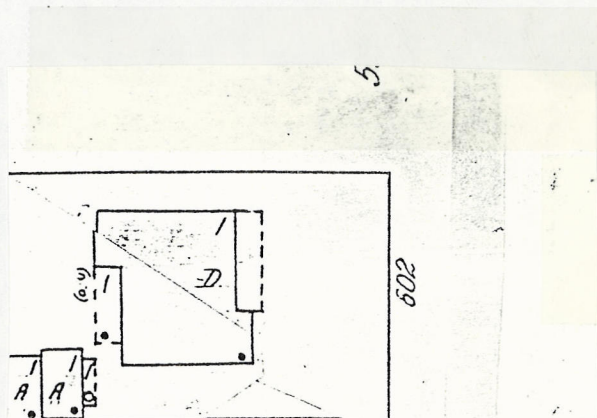
Resident Information based upon Polk's City Directory of 1984:

602 1/2 V. Wilson

Ownership Information based upon card index maintained by
Frank Granger, Assessor, in his office:

Wilson Williams	12-29-83	JP
Preceding succession of ownership based upon card index maintained by Frank Granger, Assessor, in his office:		
Elvira Augustus	3-9-76 and 3-3-74 and 6-18-71 and 7-11-69	
Wyema Lee	6-4-75	
J. St. Clair Favrot	3-23-60 and 3-5-68	
Mrs. Lucy Kendall Favrot	1943	

Attached is a portion of the
Sandborn Insurance Maps dated
1923 and updated though 1969.
These are based upon originals
found the in Baton Rouge Room
of the Centroplex Library,
EBR. (Scale: 1" = 50')



Note: All photographic negatives are located in the Baton Rouge Room
of the Centroplex Library of the East Baton Rouge Parish Library.

Supplementary Sheet
Standing Structures Survey
Beauregard Town & Spanish Town
Conducted May-September 1985

Team Members:
Sandra Steinman
William Jensen
Robert McNeese

Building Number: 217

Municipal Address: See 602 East Blvd.

Legal Description: Ward 1 - South 3ft. of E. 100 ft. Lot 10, Sq. 64 3'x100'

Topographic Quadrangle Information: Scale 1:24 000
Baton Rouge West, LA, NW/4 Baton Rouge 15' Quadrangle, 1963

Resident Information based upon Polk's City Directory of 1984:

Ownership Information based upon card index maintained by the East Baton Rouge Parish, Assessor's office:

McMahon, Pearl Fridge 5/5/72

Preceding succession of ownership based upon card index maintained by the East Baton Rouge Parish Assessor's office:

Fridge, Mrs. Edna D. 1936

Attached is a portion of the Sanborn Insurance Maps dated 1923 and updated through 1969. These are based upon originals found in the Baton Rouge Room of the Centroplex Library, EBR. (Scale: 1" = 50')

Note: All photographic negatives are located in the Baton Rouge Room of the Centroplex Library of the East Baton Rouge Parish Library.

17-00217

Commentary Sheet
Standing Structures Survey
Beauregard Town & Spanish Town
Conducted May-September 1985

Team Members:
William Jensen
Robert McNeese
Sandra Steinman

Building Number: 217

Municipal Address: 602 East Blvd.

17-00217

Comments:

A slight suggestion of the "Queen Anne" style is on this house. A strange little bay window on the north side, and the type of corinthian capitals on the two front corner columns on the front porch help support the suggestion of Queen Anne.

The porch has been screened in, but it appears to have remained basically as it was. It appears that the front steps are also the original.

Date: between 1911 and 1916
Perhaps 1914 Style: _____

Note on dating Structures: A series of Sanborn Insurance Maps were used to place a preliminary date on the structures and these preliminary dates were further reduced to a date by observation. The Sanborn Maps used were from 1881, 1885, 1903, 1908, 1911, 1916, 1923 (all found in the Geoscience Resource Center Reading Room at Louisiana State University), 1946 (found in the Louisiana Room of the Louisiana State University Library) and 1923 updated to 1969 (found in the Baton Rouge Room of the Centroplex Library of the East Baton Rouge Parish Library System). Comparison of these Sanborn Maps generally gave a range of dates for each structure (approximately between 1911 and 1916); this preliminary dating was "zeroed in" by observation of building details (approximately 1914).

Comments: Team members for this survey felt that the forms supplied by the Louisiana State Preservation Office needed to be supplemented for this particular survey. Consequently, the Commentary Page and Supplementary Sheet were added to the documentation of each standing structure.